



Busey[®]
Your Dream. Our Promise.

Special Note Concerning Forward-Looking Statements

Statements made in this report, other than those concerning historical financial information, may be considered forward-looking statements within the meaning of the Private Securities Litigation Reform Act of 1995 with respect to the financial condition, results of operations, plans, objectives, future performance and business of First Busey. Forward-looking statements, which may be based upon beliefs, expectations and assumptions of First Busey's management and on information currently available to management, are generally identifiable by the use of words such as "believe," "expect," "anticipate," "plan," "intend," "estimate," "may," "will," "would," "could," "should" or other similar expressions. Additionally, all statements in this document, including forward-looking statements, speak only as of the date they are made, and we undertake no obligation to update any statement in light of new information or future events. A number of factors, many of which are beyond our ability to control or predict, could cause actual results to differ materially from those in our forward-looking statements. These factors include, among others, the following: (i) the strength of the local, national and international economy; (ii) the economic impact of any future terrorist threats or attacks; (iii) changes in state and federal laws, regulations and governmental policies concerning First Busey's general business; (iv) changes in interest rates and prepayment rates of First Busey's assets; (v) increased competition in the financial services sector and the inability to attract new customers; (vi) changes in technology and the ability to develop and maintain secure and reliable electronic systems; (vii) the loss of key executives or employees; (viii) changes in consumer spending; (ix) unexpected results of current and/or future acquisitions, which may include termination of the merger agreements, failure to realize the anticipated benefits of the acquisition and the possibility that the transaction costs may be greater than anticipated; (x) unexpected outcomes of existing or new litigation involving First Busey; (xi) changes in accounting policies and practices; and (xii) the economic impact of exceptional weather occurrences such as tornadoes, hurricanes, floods, and blizzards. These risks and uncertainties should be considered in evaluating forward-looking statements and undue reliance should not be placed on such statements. Additional information concerning First Busey and its business, including additional factors that could materially affect its financial results, is included in First Busey's filings with the Securities and Exchange Commission (the "SEC").

Busey's History & Heritage

Our promise began when we first opened our doors in 1868. Our founders were leaders that understood the significance of economic prosperity and the importance of bettering the community. They offered more than a bank—they enabled a means to grow businesses, build homes and start families.

That was nearly 150 years ago. Since then, we have built on our tradition of outstanding service through close relationships and broad financial capabilities. Today, Busey is a leading financial institution serving Illinois, Indiana, Florida and Missouri. We occupy a unique position. We are large enough to provide innovative products and services while making local decisions and knowing our customers by name. Looking back, we've come a long way, yet the core values—dedicated associates, strong customer partnerships and thriving communities—instilled years ago are still the cornerstones of Busey.



1868 Busey Brothers & Company Bank opens its doors on January 13, 1868 in Urbana, a young county seat with a population of approximately 2,000. The financiers took in \$9,555.60 that first day.

1903 Trevett-Mattis Banking Company, founded in 1861, is incorporated in Champaign, Illinois.

1922 Trust powers are granted to the Shelby Loan & Trust Company in Shelbyville, Illinois.

Pulaski Building and Loan Association opens to assist the St. Louis community with saving money and purchasing homes.



1926 Farm Management Services is founded to meet the needs of the deep agricultural roots in Central Illinois.

Member
FDIC

1935 Busey State Bank joins the FDIC. After weathering the stock market crash and depression, the bank continues without a penny of deposits being lost.

1945 The bank receives its federal charter on September 1, 1945, becoming Busey First National Bank, the day before World War II ended.

1963 Celebrating a century of service in Champaign, Trevett-Mattis becomes Bank of Illinois.

1967 Pulaski Building and Loan Association becomes the first association in the country to install a fully automated online computer operation.

100th

1968 On the 100th anniversary of Busey First National Bank, assets exceeded \$34 million.

1971 Busey First National Bank changes ownership. For the first time, the bank is controlled by someone outside the Busey family.

1975 Busey inaugurates Champaign-Urbana's Sweetcorn Festival, an event that continues to this day.

1980 Busey First National Bank organizes First Busey Corporation as a bank holding company.



1984 FirstTech, Inc. opens to offer lockbox processing services to large, utility firms. Today, FirstTech processes millions of transactions in 36 states.

1987 Busey First National Bank, Champaign County Bank & Trust and City Bank merge to form Busey Bank, a state chartered bank.

1991 Pulaski Building and Loan Association renamed to Pulaski Bank—reflecting their broad array of consumer financial services.

1993 Busey Bank celebrates its 125th anniversary. Thanks to customer loyalty, Busey remains an independent financial institution committed to bettering the communities we serve.

1995 Trevett-Mattis, now known as BankIllinois, merges with Champaign National Bank, keeping the name BankIllinois.



1997 Busey eBank is launched as a fully transactional electronic bank.

Today, First Busey Corporation is an approximately \$5.4 billion financial holding company, headquartered in Champaign, Illinois—providing a full range of financial services to more than 107,000 households. Van A. Dukeman, President & CEO, and the executive team lead more than 1,300 Busey associates and remain dedicated to ensuring the ***Busey Promise*** is fulfilled for each of our 4 Pillars—*associates, customers, communities and shareholders.*

Busey®

HISTORY & HERITAGE



1998 Busey Bank expands to Indianapolis, Indiana, creating a loan production office to serve the needs of the community.

BUSE

Pulaski Financial Corp. and First Busey Corp. stocks trade on NASDAQ under the symbols PULB and BUSE. Busey farm brokerage is established.

1999 Busey Investment Group forms and opens First Busey Trust & Investment Company to more fully serve the wealth management needs of customers.

First Busey Corporation's total assets, for the first time in its history, exceeds \$1 billion.

2000 Main Street Trust, Inc. forms as a result of the merger of BankIllinois Financial Corporation and First Decatur Bancshares, Inc. Main Street operates 19 banking centers and is the parent company of BankIllinois, First National Bank of Decatur, First Trust Bank of Shelbyville and FirstTech, Inc., a telecommunications bill processing company.

Today, FirstTech, Inc., continues to process millions of transactions in 36 states.



2001 Fort Myers, Florida becomes headquarters for Busey Bank Florida.

2004 BankIllinois and The First National Bank of Decatur merge, taking the name Main Street Bank & Trust.

2005 Main Street Bank & Trust acquires Citizens First Financial Corporation.

2007 **First Busey and Main Street Trust merger is finalized on July 31, 2007**—Van A. Dukeman is named President and Chief Executive Officer. A new Busey brand is introduced representing the strength and stability of the combined organizations.

2009 Busey becomes one of the first in the banking industry to launch mobile banking—text messages, mobile web browsers and Busey's Mobile App—allowing customers the ability to manage their finances anytime, anywhere.

First Busey Corporation merges with its subsidiary, Busey Bank, N.A., headquartered in Fort Myers, Florida, becoming Busey Bank.



2011 Busey engages audiences through social media.



2012 The Busey family of financial services expands its offerings by founding Trevett Capital Partners, a boutique firm dedicated to serving the wealth management needs of high net worth families.

Busey associates and their families give back to the community during the inaugural **Community Promise Week**—a tradition of service to local organizations that has since expanded to a month-long event.

2013 and 2014 Busey is named among Forbes' list of America's most trustworthy companies—a tribute to our model of openness and integrity.

2015 Building on a storied tradition of outstanding service and community commitment, Herget Bank joins the Busey family of financial services.

Busey is recognized by the Independent Community Bankers of America® among the Top 50 Community Bank Leaders in Social Media for the second consecutive year.

2016 Busey is voted among the **Best Banks to Work For** in the U.S. and **Best Places to Work in Illinois** by our associates, Best Companies Group and American Banker magazine.

Busey welcomes Pulaski Bank on April 30, 2016—expanding our strong foundation, with deeply-rooted community ties, in the St. Louis area and beyond.

2017 Busey partners with **First Community Financial Bank** and announces partnership with **South Side Trust & Savings Bank**—both pending regulatory and shareholder approvals.

Building for the future, our dedication to balance sheet strength, profitability and growth will keep our company strong. Join us as the Busey family of financial services grows forward.

2017:

- *Focus on Culture*
- *Balance Sheet Strength*
- *Maintain Organic Growth*
- *Capitalizing on St. Louis*
- *Entry into Suburbs of Chicago*
- *Strengthening Our Peoria Presence*
- *Organic Focus on Indianapolis*



Service Excellence in Everything We Do for Our Pillars

Your Dream. Our Promise.

You have big dreams. Busey promises to help you realize those dreams.

Busey Promise: We are Busey. At Busey, it's not just about doing business. But doing good...

That's been our *promise* since we opened our doors nearly 150 years ago, and it remains our *promise* today.

Supporting the arts, advocating for our youth and helping those in need.

We're proud to give back to our communities. Doing the right thing for our customers. And building trusted relationships that span generations.

Associate-voted Recognition



A workplace analysis and competition

Busey's environment supports empowerment, customer-centricity, collaboration -- providing a great place to work and conduct financial business

Associate Promise
Our associates make Busey...Busey



A workplace analysis and competition

We recruit and retain the best and brightest associates and provide them with the knowledge and resources they need to succeed at Busey



Recent Acknowledgements



2016 Bank & Thrift SM-ALL STARS

SANDLER O'NEILL + PARTNERS

Named top performing small-cap banks and thrifts stock—Sm-All Stars—by Sandler O'Neill (2016)

Top 100 Performing Bank (2017)

SNL Financial

S&P Global

Market Intelligence

Named SNL/S&P Global Market Intelligence Top 100 Performing Bank (2017)

Busey Summary



- Founded in 1868 – Same Name, Same Charter
- Built on Numerous Acquisitions in Central Illinois
- Core Banking
 - Busey Bank - \$5.4 Billion
 - 28 Illinois Branches, 1 Indianapolis, 5 Southwest Florida, 13 Branches in St. Louis MSA
- Wealth Management – \$5.5 Billion Assets Under Care
 - Busey Wealth Management – Illinois Based Wealth Management
 - Trevett Capital Partners – Boutique High Net Worth
 - Busey Ag Management – 90,000+ Acres
- FirsTech – A Remittance Processing Company
 - Shortening and Automating Cash Collections for Large Companies
 - Delivers Customized Solutions to the Middle Market

Balance Sheet Strength



- *Balance Sheet Strength, Profitability and Growth . . . In that Order*

- *Asset Quality Solid – Q1 2017*

- *ALL to Loans – 1.25%*
- *ALL to NPLs – 232.3%*
- *Classified Assets Ratio – 16.4%*
- *NPL Largely Consist of Three Credits*

161%

5Y Total Return of BUSE¹

- *Strong Capital Base – Q1 2017*

- *9+% Tangible Common Equity, Ample Room for Growth*
- *Strong Dividend Yield at 2.3% based upon \$29.60 BUSE²*

98%

3Y Total Return of BUSE¹

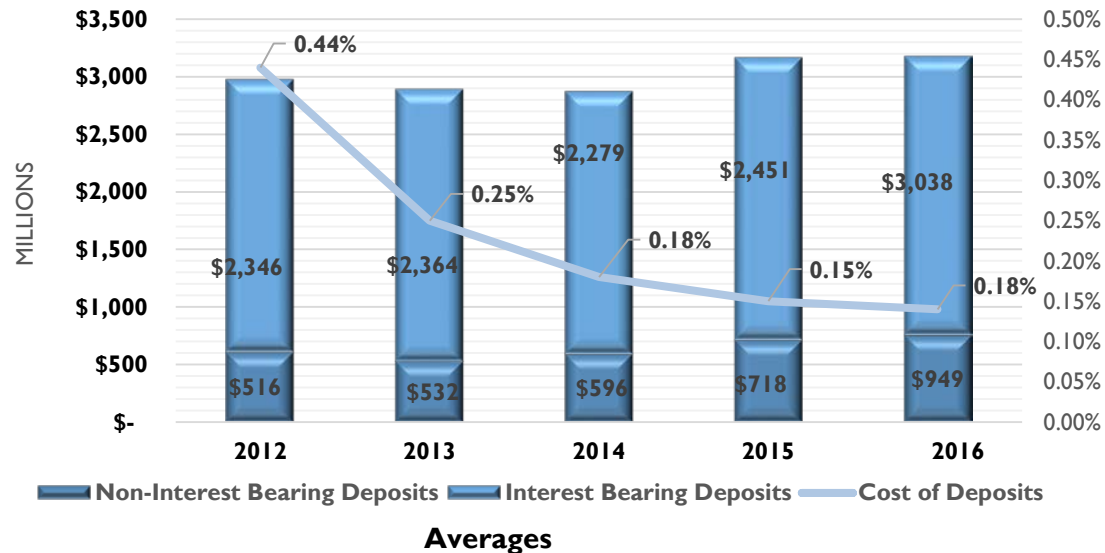
¹ SNL May 3, 2017

²Source- Company SEC filings

Balance Sheet Strength



- *Balance Sheet Strength, Profitability and Growth . . . In that Order*
- *Solid Core Funding Base*
 - *Q1 Cost of Deposits – 19 bps*
 - *27% Non-interest Bearing Deposits*



Source- Company SEC filings

Loan Growth



- Strategic Investment in 2011 and 2012 into Commercial Organic Growth
- Compounded Annual Growth Rate 6.6% Ex Acquisitions
 - Herget All Cash Acquisition, Contributed \$90 Million in Loans in 2015
 - Pulaski Contributed \$1.2 Billion in Portfolio Loans in 2016
- Seasonal Q1 Annual LQ Decline – Typically 1.5%-2.0% Loan Balances
 - Q1 2017 Down .2% vs. December 31, 2016, Commercial Loans Up
 - Q1 2017 Up 49.8% from Q1 2016



Source- Company SEC filings

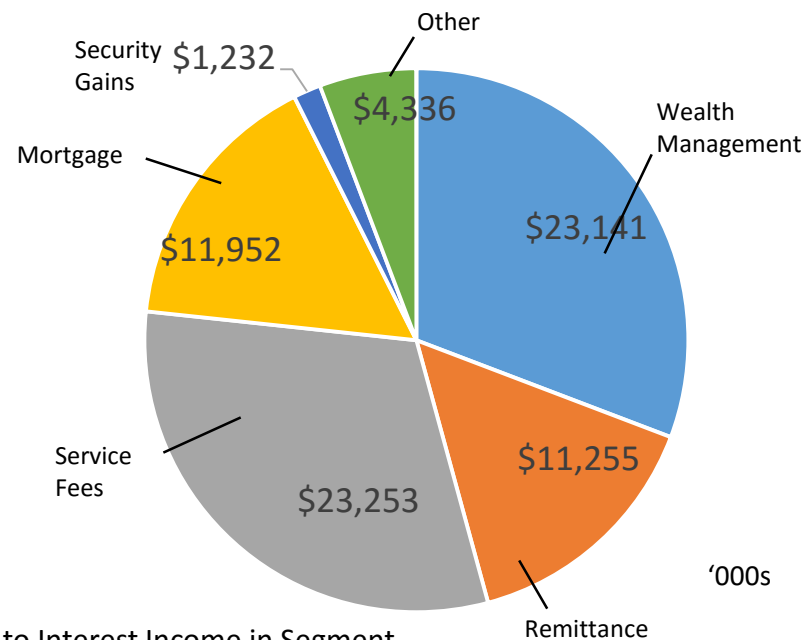
Non-Interest Income



- 31.3% of Total Revenue is Non-Interest Income¹
 - 11.3% Revenues from Wealth Management
 - 4.7% Revenues from FirsTech

- Busey Wealth Management²
 - \$23.8 Million Revenue³
 - \$7.3 Million Pre-tax Margin

- FirsTech²
 - \$11.6 Million Revenue³
 - \$2.9 Million Pre-tax Margin



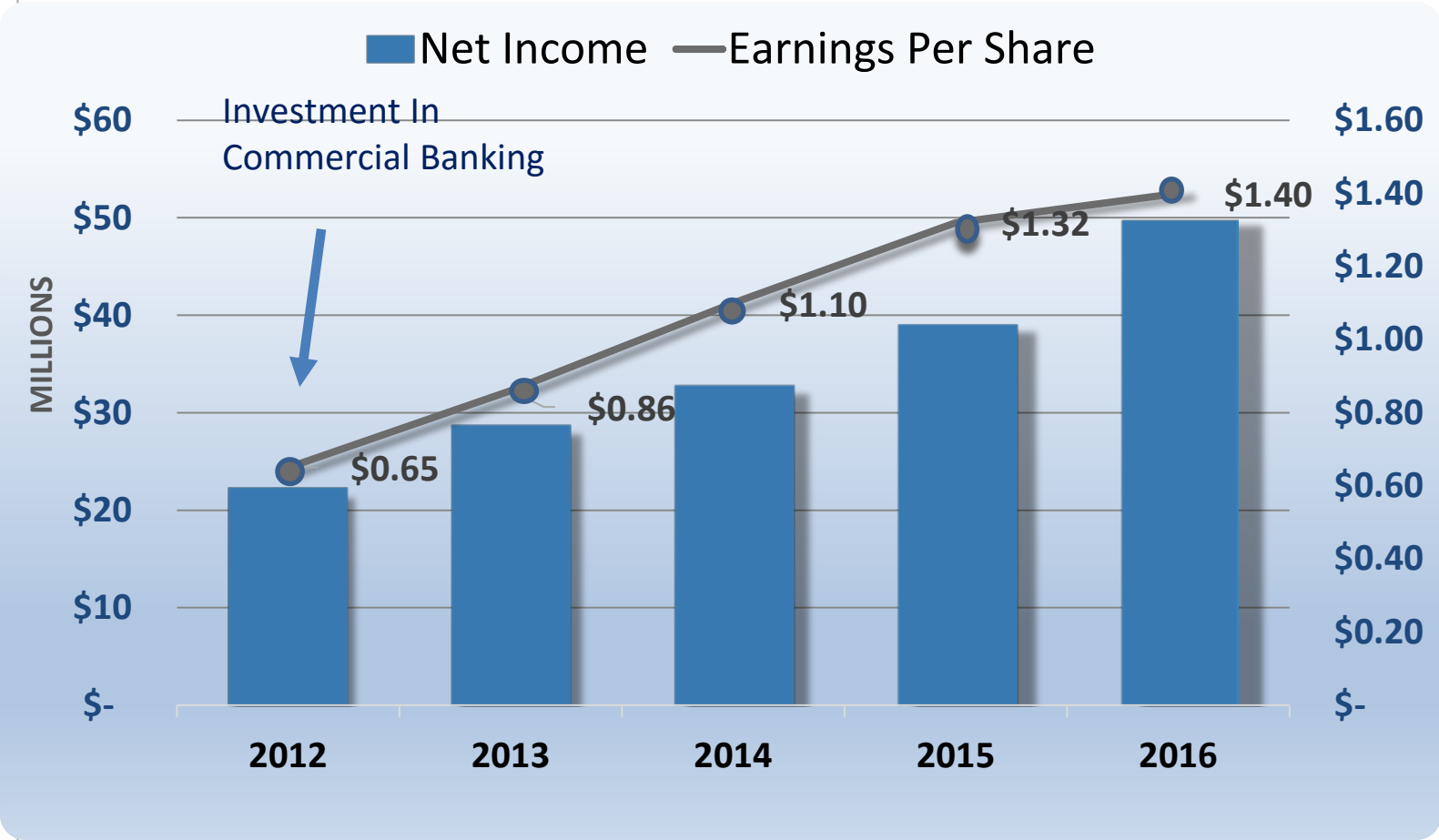
¹ – At March 31, 2017, Excludes Security Gains/ Losses

² - Graph and Data - Full year 2016

³ – Difference between Graph and Revenue Attributable to Interest Income in Segment

Source- Company SEC filings

5 Year Earnings Growth



Source- Company SEC filings

First Community and Mid Illinois Overview of Transactions

Transaction Rationale



Strategically Compelling	FCFP	<ul style="list-style-type: none"> • Franchise extension into attractive and contiguous markets • Established commercial banking platform with cross-sale opportunities for all of BUSE product offerings, including wealth management • Diversified and clean loan portfolio with strong commercial balances (C&I represented 28.5% of loans as of 12/31/2016) • Quality franchise with an attractive deposit base, with >\$1B in deposits (79% core deposits)
	MDLM	<ul style="list-style-type: none"> • 95-year old community bank with deep community ties that significantly enhances Busey's presence in Peoria MSA with #3 pro forma deposit market share ranking (#2 in Peoria County) • Achievable cost savings expected from operational efficiencies and significant branch overlap with Busey's existing Peoria presence • Attractive, low cost deposits provides funding for earnings asset opportunities generated across Busey's footprint • Strengthens Busey's trust business to over \$6 billion in assets under management
Financially Attractive	FCFP	<ul style="list-style-type: none"> • Attractive earnings accretion of approximately 4.0% in 2018 (first full year pro forma) and 5.3% in 2019 (first full year of cost savings) • Tangible book value dilution of approximately 2.5% and an earn back of approximately 3 years using the cross-over method • 16%+ internal rate of return exceeds company cost of capital hurdles • Leverages excess capital while allowing BUSE to retain strong regulatory capital ratios on a pro forma basis
	MDLM	<ul style="list-style-type: none"> • Attractive earnings accretion of \$0.08 or approximately 4.3% in 2018 (with fully phased-in cost savings) • Tangible book value dilution of approximately 1.7% with an earn back of less than 3 years (calculated using both cross-over and simple methods) • Internal rate of return exceeds cost of capital hurdles
Low Risk	FCFP	<ul style="list-style-type: none"> • Comprehensive due diligence process and thorough loan review completed • FCFP has an experienced and deep management team which will assist in post-merger operations, integration, and market expansion <ul style="list-style-type: none"> • Key executives and business producers, including the CEO and the head of commercial banking, will remain with BUSE post-close • FCFP has a similar culture, which will facilitate a successful integration process
	MDLM	<ul style="list-style-type: none"> • In-market transaction; South Side has a 73% loan/deposit ratio and a complementary customer base and business mix • South Side CEO will remain with First Busey post-closing • Comprehensive due diligence completed; integration planning in process • Busey has a long track record of successful integration and conversion



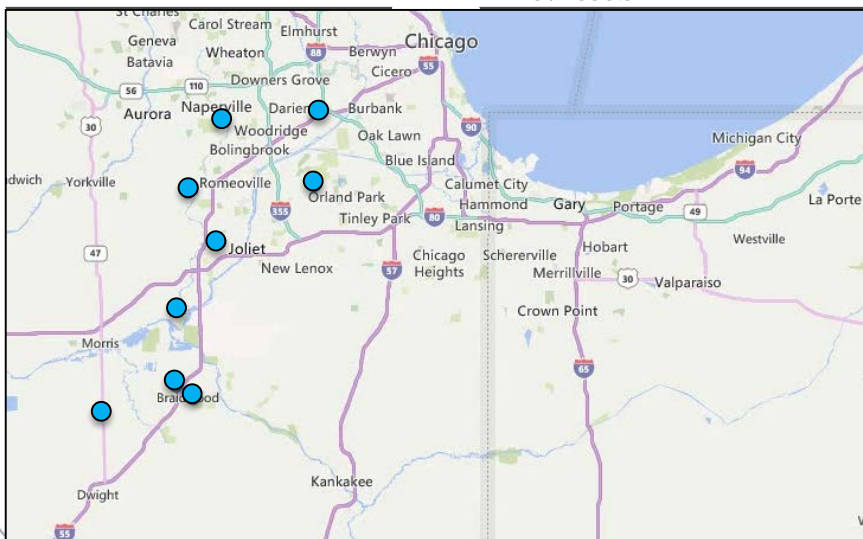
Overview of Recent Acquisitions

Overview of First Community

- First Community Financial Partners, Inc. (NASDAQ: FCFP) was formed as a bank holding company in 2006
- Headquartered in Joliet, IL, and operates 9 branches across Southwest Chicago suburbs (Will, DuPage and Grundy counties)
- Offers a full suite of commercial and personal banking solutions
- Largest bank headquartered in Will County; 3rd leading community bank by deposit market share in Will County, a \$12B deposit market¹
- Combined four bank charters in 2013, creating a \$900MM holding company

Financial Highlights (\$MM)

Assets	\$1,268	ROAA	0.97%
Net Loans	\$982	ROAE	10.06%
Deposits	\$1,083	NIM	3.40%
TCE / TA	8.91%	NPAs / Assets ²	0.52%

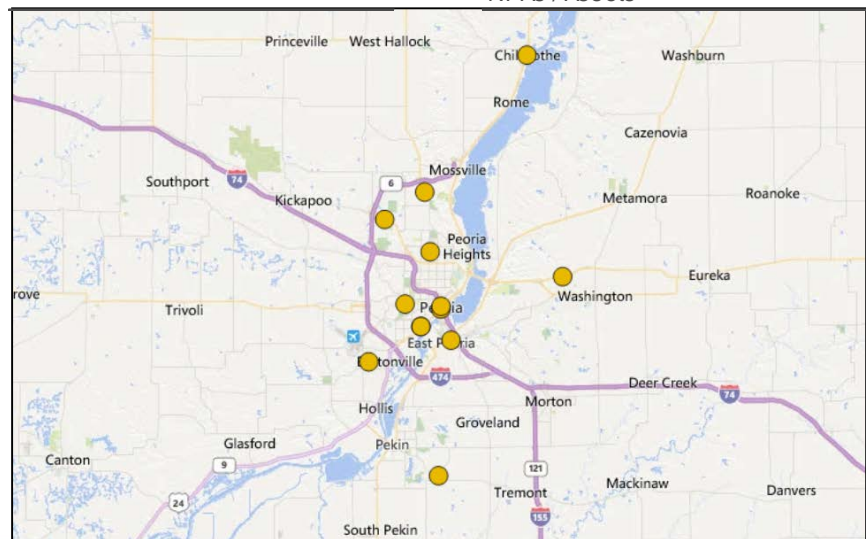


Overview of Mid Illinois

- Mid Illinois (South Side) has provided banking and financial services to the Peoria area community since 1922
- Headquartered in Peoria, IL
- Top 3 market share with 13 branches in Peoria MSA
- Attractive, low cost deposit franchise with 73% loan/deposit ratio
- Established Trust department with approximately \$575 million of assets under management
- Wholly-owned subsidiary, Mid-Illinois Insurance, has been operating for 90 years

Financial Highlights (\$MM)

Assets	\$665	ROAA	1.03%
Net Loans	\$375	ROAE	8.40%
Deposits	\$522	NIM	2.87%
TCE / TA	11.92%	NPAs / Assets ²	1.15%



Transaction Terms & Details



	First Community	Mid Illinois (South Side ⁵)
Aggregate Deal Value / Consideration Mix / Transaction Financing	<ul style="list-style-type: none"> • \$235.8MM • Approximately 90% stock and 10% cash for FCFP common shares • \$34.6MM cash consideration to be funded from avail. cash and existing borrowing capacity 	<ul style="list-style-type: none"> • \$133.2MM⁶ • Approximately 70% stock and 30% cash⁶ • Cash consideration to be funded through public debt issuance prior to close (no financing contingency)
Consideration Structure	<ul style="list-style-type: none"> • FCFP shares exchanged for 0.396 BUSE shares and \$1.35 in cash • There will be a cap/dollar structure; if BUSE's 5-day VWAP of \$29.31 increases >\$35.90² or falls <\$22.71² from signing date to determination date, then BUSE has option to adjust exchange ratio³ • If the adj. to the exchange ratio requires BUSE to issue >19.9% of its then issued/ o/s shares, BUSE will have the right to adjust the exchange ratio so it will lose no more than 19.9% of its then issued/ o/s shares, and correspondingly increase the cash consideration 	<ul style="list-style-type: none"> • Mid Illinois shares, in the aggregate, will be exchanged for 3.116 million BUSE shares and \$40.5MM in cash • Shareholder cash/stock election, subject to proration
Pricing Multiples ²	<ul style="list-style-type: none"> • Price / TBV: 198.4% • Price / LTM EPS⁴: 21.4x • Price / 2018 EPS + fully phased-in cost saves: 12.8x 	<ul style="list-style-type: none"> • Price / TBV: 168% • Price / LTM Earnings: 19.6x • Price / LTM Earnings + A-T Cost Savings: 11.7x
Required Approvals & Anticipated Closing	<ul style="list-style-type: none"> • FCFP requires shareholder and regulatory approval • BUSE requires regulatory approval • Anticipated closing: mid-2017 	<ul style="list-style-type: none"> • Mid Illinois shareholder and regulatory approval • First Busey regulatory approval • Anticipated closing: end of 3rd quarter 2017
Cost Savings & Restructuring Charges	<ul style="list-style-type: none"> • Readily achievable cost savings conservatively assumed to be 25% • One time pre-tax deal charges of \$13.1MM (5.6% of agg. deal value) 	<ul style="list-style-type: none"> • Cost savings est: 40% of Mid Illinois non-interest exp. base (~\$7MM) • One time, pre-tax transaction-related charges of \$10MM (143% of fully phased-in pre-tax cost savings)
Purch Acct Adj & Core Deposit Int.	<ul style="list-style-type: none"> • PAA: A 1.9% gross credit mark or \$19.1MM • Core deposit intangibles: equal to 1.5% FCFP's non-time deposits, amortized over ten years using the sum of years digits method 	<ul style="list-style-type: none"> • PAA: 2.0% gross credit mark (\$7.6MM) 0.7% net credit mark or \$2.6MM (net of South Side's ALLL of \$5.0MM) • Core deposit intangibles: equal to 1.5% of Mid Illinois' core deposits, amortized over ten years using the sum-of-years-digits method
Rev. Enhancements	<ul style="list-style-type: none"> • No revenue enhancements assumed 	<ul style="list-style-type: none"> • No revenue enhancements assumed

¹ Includes consideration paid for restricted stock units, warrants, and other equity awards (using BUSE's 5-day VWAP of \$29.31 as of 2/3/17)

² Based on determination of the price from the 5-day VWAP prior to signing and up/down 22.5%

³ Refer to the Definitive Merger Agreement for more details

⁴ LTM net income adjusted for bargain purchase gain of \$1.9MM and merger expenses of \$1.0MM related to the Mazon State Bank acquisition per FCFP's 3Q16 10-Q

⁵ South Side Trust & Savings Bank of Peoria corporate brand name is South Side Bank

⁶ Based on BUSE closing price of \$29.83 as of March 10, 2017

Pro Forma Franchise



First Busey Pro-Forma¹

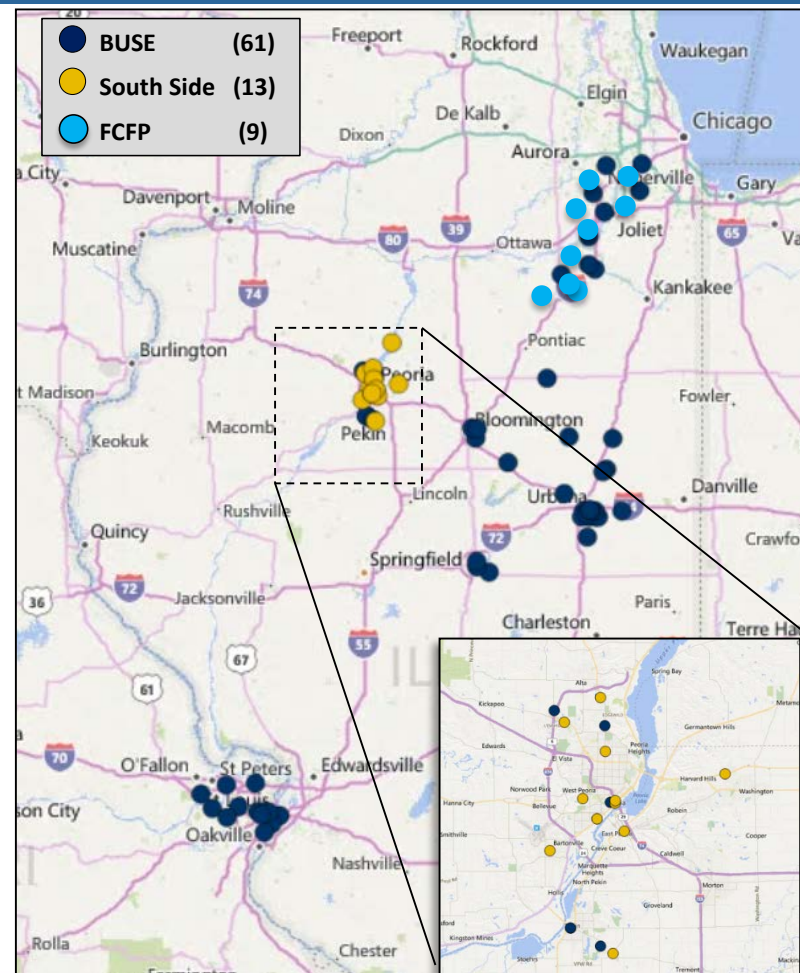
Assets (bn)	\$7.4
Loans (Excl. HFS) (bn)	\$5.2
Deposits (bn)	\$6.0
Net Income (mm)	\$68
AUM (bn)	\$6.0
Branches ²	75

Top First Busey Markets

Rank	MSA	# of Branches	Deposits in Mkt (\$MM)	Market Share
1	Champaign	18	\$1,831	33.6%
2	St. Louis	13	\$1,190	1.7%
3	Chicago	10	\$971	0.3%
4	Peoria	19	\$793	10.9%
5	Decatur	3	\$399	20.8%

Top 5 Total	63	\$5,184
Total Franchise	75	\$5,885

Branch Map



¹ Pro-forma as of 9/30/2017, unless otherwise noted; includes pending acquisitions of South Side and FCFP





² Includes 164 employees at MDLM, 1,295 employees at BUSE, and 127 employees at FCFP as of 12/31 per SNL

Source: SNL Financial and company filings

Successful Acquirer & Integrator



First Busey has announced four transactions since 2014, expanding into the Chicago and St. Louis markets and adding over \$3.7 billion in assets.

				
Transaction Date	Announced March 2017	Announced February 2017	Closed April 2016	Closed January 2015
Assets	\$665	\$1,268	\$1,522	\$275
Loans	\$380	\$994	\$1,317	\$115
Deposits	\$522	\$1,083	\$1,138	\$244
Branches	13	9	13	3
MSA	Peoria	Chicago	St. Louis	Peoria

Indianapolis



- Presence in Indianapolis for Over 20 Years
- \$250MM + In Loans
- \$40MM Deposits
- Hired Experienced Market President April 2016
- First Full Service Location July 2017